



ShareCenter® 2-Bay Network Storage with USB Printer Port



Share files over your network



Stream media to your PCs and TVs



Protect and backup your important files



Manage your data using ShareCenter®

AN IDEAL SOLUTION

The D-Link® ShareCenter® 2-Bay Network Storage device with USB printer support is the perfect way to store, safeguard, and share your digital documents, music, videos, and photos with anyone on your network. Gigabit connectivity gives you the ability to transfer large media files over your network at top speeds, and the built-in Web File and FTP server⁴ enables you to remotely access your files over the Internet.

EASILY EXPANDABLE

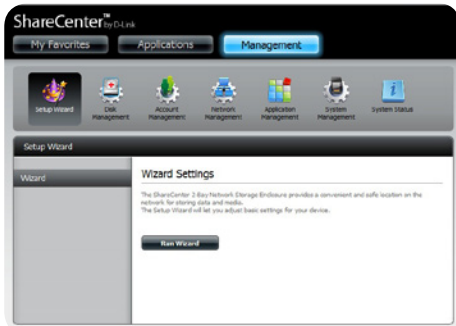
The DNS-320-110 comes with one 1 Terabyte (1TB) SATA hard drive¹ - plenty of space to store tons of digital photos, thousands of hours of digital music, or hundreds of DVD-quality movies². Both the DNS-320 and DNS-320-110 are expandable; you can add up to 2 drives to the DNS-320 or add an additional disk drive to the DNS-320-110 for more capacity. Adding a drive is a breeze with the D-Link tool-less design.

**3-year
warranty**



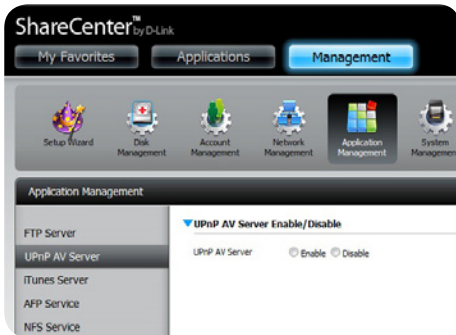
SHARE

- + Easily connects to your existing network
- + Perfect for the entire family
- + Set permissions and quotas
- + Centrally store and share photos, music and videos
- + No need to physically connect each computer via USB
- + USB Print Server - share a printer with the entire family



STREAM

- + Built-in Peer-to-Peer (P2P) downloader for downloading files from the Internet
- + Stream movies from your ShareCenter to your TV
 - Using the Boxee Box by D-Link or any other compatible media player, such as the PlayStation 3® or Microsoft Xbox 360®



PROTECT

- + RAID technology to protect your data in the event of a hard drive failure
- + 4 different modes to choose from:
 - Standard mode creates two separately accessible hard drives
 - JBOD combines both drives in a linear fashion for maximum space efficiency
 - RAID 0 provides highest performance. Combines both drives and splits data evenly across the hard drives
 - RAID 1 provides maximum protection. Both drives mirror each other. If one drive fails, the other continues to operate, when the failed drive is replaced, RAID 1 will resume mirroring
- + Remote backup application supports backup to a storage device at a second site to protect data in the event of a catastrophe

MANAGE

- + Create a fail-safe protection solution from accidental data loss on your PC
- + Automatically back up your data with the included backup software
- + Set schedules and rules with incremental backups
- + Storage quotas for specific users and groups
- + Set file and folder permissions for specific users and groups
- + Apple Time Machine support (for Mac Users)

How do I insert drives into my ShareCenter® device?



1 While holding the clip in the back, slide back the top cap.



2 Slide 1 or 2 drives into the bays and verify the SATA connectors are aligned.

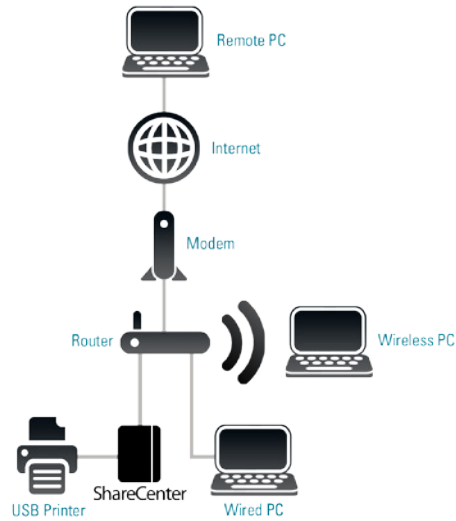


3 Place the top cap back on and slide it forward until it locks.

FEATURES

- + Two 3.5" SATA Hard Drive Bays¹
- + DNS-320-110 includes 1 x 1TB SATA disk drive (pre-formatted)
- + CPU Speed: 800MHz
- + Tool-less Hard Drive Installation
- + Multiple Hard Drive Configurations: RAID 0, RAID 1¹, Standard, and JBOD
- + High-speed Gigabit Ethernet Connectivity
- + USB Port Supports Print Serving, UPS Monitoring and One Touch Backup
- + Built-in Web File Server and Secure FTP Server for File Access Over the Internet²
- + DLNA™ Server to Stream Music, Photos, and Video to Compatible Media Players³ Including the Boxee Box by D-Link, PlayStation³, and Xbox³ 360
- + iTunes Server⁷
- + Apple Time Machine Support
- + Peer-to-Peer (P2P) Download Engine
- + Users and Groups can be Assigned to Folders with Read or Read/Write Access
- + Establish Storage Quotas for Users and Groups
- + Full or Incremental Backups
- + Recover Your Computer using the Bundled Backup Software
- + Auto power recovers and Power-off scheduling
- + Automatic E-mail Notification of Device Status
- + Yahoo! Widget Support
- + NFS Server Support
- + 24/7 Basic Installation Support⁴
- + 3-Year Limited Warranty⁵

NETWORK DIAGRAM



TECHNICAL SPECIFICATIONS

STANDARDS

- + IEEE 802.3 10Base-T Ethernet
- + IEEE 802.3u 100Base-TX Fast Ethernet
- + IEEE 802.3ab 1000Base-T Gigabit Ethernet

HARDWARE

- + CPU: 800MHz
- + RAM: 128MB

SUPPORTED HARD DRIVE TYPE

- + 3.5" Internal SATA Hard Drive

PORTS

- + 1 10/100/1000 Gigabit Ethernet Port
- + 1 USB Port
- + Power

LEDS

- + Power
- + LAN
- + HDD 1
- + HDD 2

DRIVE MANAGEMENT

- + Four Different Hard Drive Configurations (RAID 0, 1, JBOD, Standard)
- + Drive Status with Email Alerts
- + Drive Quotas
- + Power Management

DEVICE MANAGEMENT

- + Internet Explorer v6 or other Java-enabled browser

POWER SUPPLY

- + External Power Supply
- + DC 12V / 4A Switching

POWER CONSUMPTION

- + Normal mode: 15.7 W
- + Sleep mode: 8.2 W

POWER MANAGEMENT

- + Power Saving
- + Schedule power off
- + Auto Power Recovery support

OPERATING TEMPERATURE

- + 30° to 104° F (0° to 40° C)

OPERATING HUMIDITY

- + 10% to 95% Non-Condensing

CERTIFICATION

- + FCC Class B
- + CE

DIMENSIONS

- + 4.5" x 6.9" x 5.8"
- (115mm x 175mm x 149mm)

WEIGHT

- + DNS-320: 1.87lbs (848 grams)
- + DNS-320-110 3.37lbs (1529 grams)

WARRANTY

- + 3-Year Warranty⁶

¹ Hard drive(s) not included with DNS-320 model. DNS-320-110 includes 1 x 1TB SATA drive. An internal 3.5" SATA drive is required to store or share files and must be formatted before use. RAID 0 and RAID 1 require the use of two (2) SATA drives. To avoid drive incompatibility in RAID 0 or RAID 1 operation, use SATA drives from the same manufacturer. Formatted drive capacity for RAID 1 operation is dependent on the drive capacity of the lower-sized drive. May not work with older generation SATA drives. For a list of SATA drives that have been tested to work with the DNS-320 visit <http://support.dlink.com>.

² Use of an FTP Server over the Internet does not provide secure or encrypted transmissions, unless the end user enables SSL authentication in their FTP client.

³ D-Link cannot guarantee full compatibility or proper playback with all codecs. Playback capability depends on the codec support of the UPnP AV media player.

⁴ 24/7 Basic Installation Support is available only in the USA for the first 30 days from date of original purchase.

⁵ 3-Year Limited Warranty available only in the USA and Canada.

⁶ Latest software and documentation available at <http://support.dlink.com>.

⁷ D-Link makes no warranty as to the availability, reliability, functionality, and operation of the iTunes Server feature.

⁸ Computer must adhere to Microsoft's recommended System Requirements.

All references to speed and range are for comparison purposes only. Product specifications, size, and shape are subject to change without notice, and actual product appearance may differ from that depicted on the package. See inside package for warranty details.

©2011 D-Link Corporation/D-Link Systems, Inc. All rights reserved. D-Link, the D-Link logo, SharePort, ShareCenter, and the D-Link RoHS logo are trademarks or registered trademarks of D-Link Corporation or its subsidiaries in the United States and/or other countries. Other trademarks or registered trademarks are the property of their respective owners.

Updated 04/01/2011

MINIMUM REQUIREMENTS

- Computer with:
 - + 1GHz Processor / 512MB RAM / 200MB Hard Disk Space
 - + Windows® 7[®], Windows Vista® or Windows® XP SP2[®]
 - + CD-ROM Drive

For Storage:

- + Internal SATA Hard Drive(s)¹
 - + RAID 0 and RAID 1 Require Two SATA Drives
- For Internet Access:
- + Cable or DSL Modem
 - + Subscription with an Internet Service Provider

PACKAGE CONTENTS

- + ShareCenter™ 2-Bay Network Storage
- + DNS-320-110 includes 1 x 1TB SATA drive
- + Power Adapter
- + Ethernet Cable
- + Quick Install Guide
- + CD-ROM⁸

